


# 2024 Journal Performance Data for: Materiales para la Historia del Deporte

 Open Access since 2007

ISSN

N/A

EISSN

2340-7166

JCR ABBREVIATION

MATER HIST DEPORT

ISO ABBREVIATION

Mater. Hist. Deport.

## Journal Information

EDITION

Emerging Sources Citation  
Index (ESCI)

CATEGORY

HOSPITALITY, LEISURE, SPORT  
& TOURISM - undefined

LANGUAGES

Multi-Language

REGION

SPAIN

1ST ELECTRONIC JCR YEAR

2020

## Publisher Information

PUBLISHER

UNIV POLITECN MADRID,GRP  
INVEST ESTUDIOS SOCIALES  
& HUMAN ACT FIS & DEPORTE

ADDRESS

Facultad de Ciencias de la  
Actividad Física y del Deporte  
(INEF), C/ Martín Fierro 7,  
MADRID 28040, SPAIN

PUBLICATION FREQUENCY

2 issues/year

# Journal's Performance

## Journal Impact Factor

The Journal Impact Factor (JIF) is a journal-level metric calculated from data indexed in the Web of Science Core Collection. It should be used with careful attention to the many factors that influence citation rates, such as the volume of publication and citations characteristics of the subject area and type of journal. The Journal Impact Factor can complement expert opinion and informed peer review. In the case of academic evaluation for tenure, it is inappropriate to use a journal-level metric as a proxy measure for individual researchers, institutions, or articles. [Learn more](#)

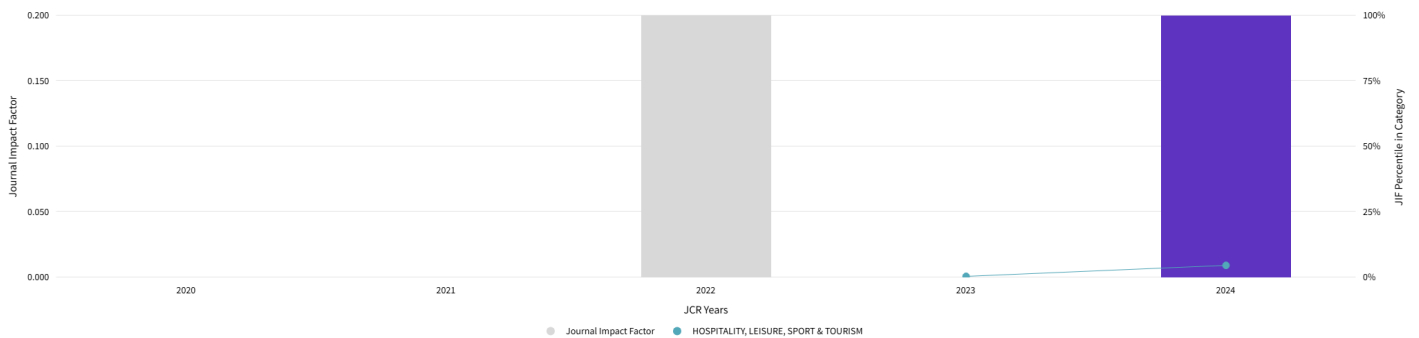
2024 JOURNAL IMPACT FACTOR

0.2

2024 JOURNAL IMPACT FACTOR WITHOUT SELF CITATIONS

0.2

## Journal Impact Factor Trend 2024



Journal Impact Factor is calculated using the following metrics





$$\frac{\text{Citations in 2024 to items published in 2022 (0) - 2023 (7)}}{\text{Number of citable items in 2022 (9) + 2023 (21)}} = \frac{7}{30} = 0.2$$

Journal Impact Factor without self cites is calculated using the following metrics

$$\frac{\text{Citations in 2024 to items published in 2022 (0) + 2023 (7) - Self Citations in 2024 to items published in 2022 (0) + 2023 (0)}}{\text{Number of citable items in 2022 (9) + 2023 (21)}} = \frac{7 - 0}{30} = 0.2$$

## Journal Impact Factor Contributing Items

### Citable Items (30)

TITLE	CITATION COUNT
A story of football: memory, Spanish clubs and social networks Authors: Ballesteros-Herencia, Carlos A.;Herrero-Izquierdo, Jacobo Volume: undefined Accession number: WOS:000939821900005 Document Type: Article	2 
Enrique Carlos Romero Brest. Between travel, networks and knowledge production Authors: Levoratti, Alejo;Scharagrodsky, Pablo Volume: undefined Accession number: WOS:001127759500002 Document Type: Article	1 
Profesional profile and job satisfaction of sports instructors Authors: Aznar-Ballesta, Antonio;Santana, Mercedes Vernetta Volume: undefined Accession number: WOS:001127759500008 Document Type: Article	1 
A stranger in the racetrack. Jacqueline Evans and the Carrera Panamericana, 1950-1954 Authors: Avendano, Alejandro Volume: undefined Accession number: WOS:001021900000006 Document Type: Article	0 
Alfredo Jorge Ebling Bercht: The Brazilian sailor in the 1952 and 1956 Olympic Games Authors: da Silva, Carolina Fernandes;de Borba, Bruna Leticia;Mazo, Janice Zarpellon Volume: undefined Accession number: WOS:001127759500005 Document Type: Article	0

Showing 1-5 rows of 30 total (use export in the relevant section to download the full table)

## Journal Impact Factor Contributing Items

### Citing Sources (6)

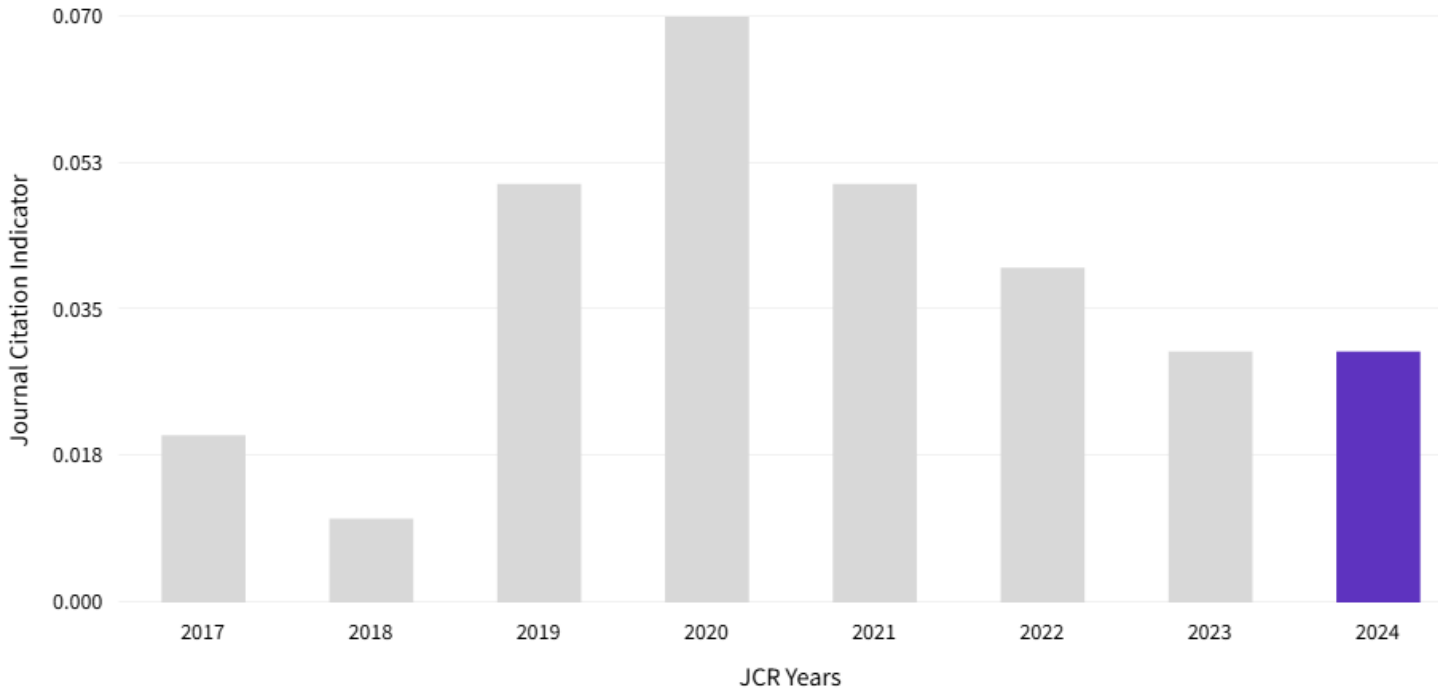
SOURCE NAME	COUNT
ONLINE JOURNAL OF COMMUNICATION AND MEDIA TECHNOLOGIES	2
2024 IEEE AEROSPACE CONFERENCE	1
AIAA SCITECH 2024 FORUM	1
INTERNATIONAL JOURNAL OF THE HISTORY OF SPORT	1
REVISTA IBEROAMERICANA DE CIENCIAS DE LA ACTIVIDAD FISICA Y EL DEPORTE	1
SEXUALITY RESEARCH AND SOCIAL POLICY	1

Showing 1-6 rows of 6 total (use export in the relevant section to download the full table)

# Journal Citation Indicator (JCI)

0.03

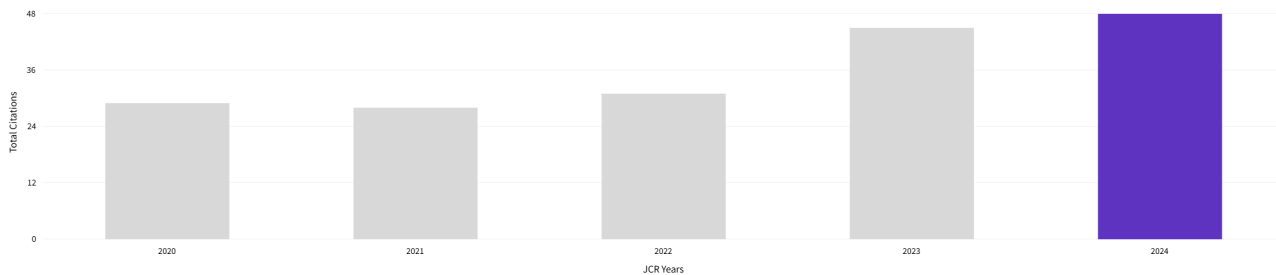
The Journal Citation Indicator (JCI) is the average Category Normalized Citation Impact (CNCI) of citable items (articles & reviews) published by a journal over a recent three year period. The average JCI in a category is 1. Journals with a JCI of 1.5 have 50% more citation impact than the average in that category. It may be used alongside other metrics to help you evaluate journals. [Learn more](#)



# Total Citations

48

The total number of times that a journal has been cited by all journals included in the database in the JCR year. Citations to journals listed in JCR are compiled annually from the JCR years combined database, regardless of which JCR edition lists the journal.



# Citation Distribution

The Citation Distribution shows the frequency with which items published in the year or two years prior were cited in the JCR data year (i.e., the component of the calculation of the JIF). The graph has similar functionality as the JIF Trend graph, including hover-over data descriptions for each data point, and an interactive legend where each data element's legend can be used as a toggle. You can view Articles, Reviews, or Non-Citable (other) items to the JIF numerator. [Learn more](#)

ARTICLE CITATION MEDIAN

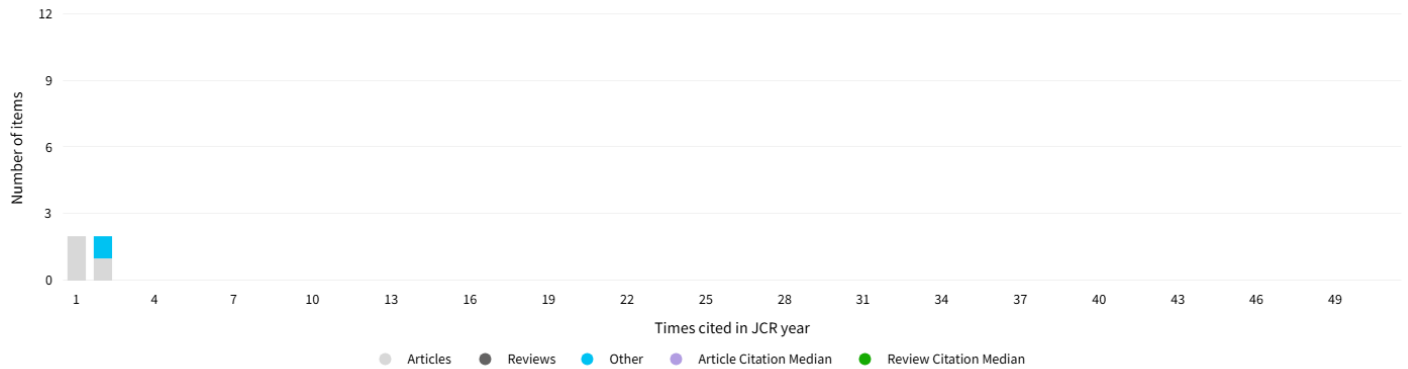
0

REVIEW CITATION MEDIAN

N/A

UNLINKED CITATIONS

1



## 0 times cited

ARTICLES

27

REVIEWS

0

OTHER

5

## Open Access (OA)

The data included in this tile summarizes the items published in the journal in the JCR data year and in the previous two years. This three-year set of published items is used to provide descriptive analysis of the content and community of the journal. [Learn more](#)

### Items

TOTAL CITABLE

**56**

% OF CITABLE OA

**92.86%**

CITABLE

● GOLD OPEN ACCESS

52 / 75.36%

● SUBSCRIPTION OR BRONZE

4 / 5.80%

NON-CITABLE

● OTHER (NON-CITABLE ITEMS)

13 / 18.84%



### Citations\*

TOTAL CITABLE

**4**

% OF CITABLE OA

**100.00%**

CITABLE

● GOLD OPEN ACCESS

4 / 57.14%

● SUBSCRIPTION OR BRONZE

0 / 0.00%

NON-CITABLE

● OTHER (NON-CITABLE ITEMS)

2 / 28.57%

● UNLINKED CITATIONS

1 / 14.29%



\* Citations in 2024 to items published in (2022-2024)



## Rank by Journal Impact factor

Journals within a category are sorted in descending order by Journal Impact Factor (JIF) resulting in the Category Ranking below. A separate rank is shown for each category in which the journal is listed in JCR. Beginning in 2023, ranks are calculated by category. [Learn more](#)

### CATEGORY

HOSPITALITY, LEISURE, SPORT & TOURISM

**135/141**

JCR YEAR	JIF RANK	QUARTILE	JIF PERCENTILE	
2024	135/141	Q4	4.6	
2023	140/140	Q4	0.4	

## Rank by Journal Citation Indicator (JCI)

Journals within a category are sorted in descending order by Journal Citation Indicator (JCI) resulting in the Category Ranking below. A separate rank is shown for each category in which the journal is listed in JCR. Data for the most recent year is presented at the top of the list, with other years shown in reverse chronological order. [Learn more](#)

### CATEGORY

HOSPITALITY, LEISURE, SPORT & TOURISM

**138/141**

JCR YEAR	JCI RANK	QUARTILE	JCI PERCENTILE	
2024	138/141	Q4	2.48	
2023	138/140	Q4	1.79	
2022	130/136	Q4	4.78	
2021	125/132	Q4	5.68	
2020	119/129	Q4	8.14	
2019	124/129	Q4	4.26	
2018	124/124	Q4	0.40	
2017	120/122	Q4	2.05	

# Citation network

## Cited Half-life

N/A

The Cited Half-Life is the median age of the items in this journal that were cited in the JCR year. Half of a journal's cited items were published more recently than the cited half-life.

TOTAL NUMBER OF CITES

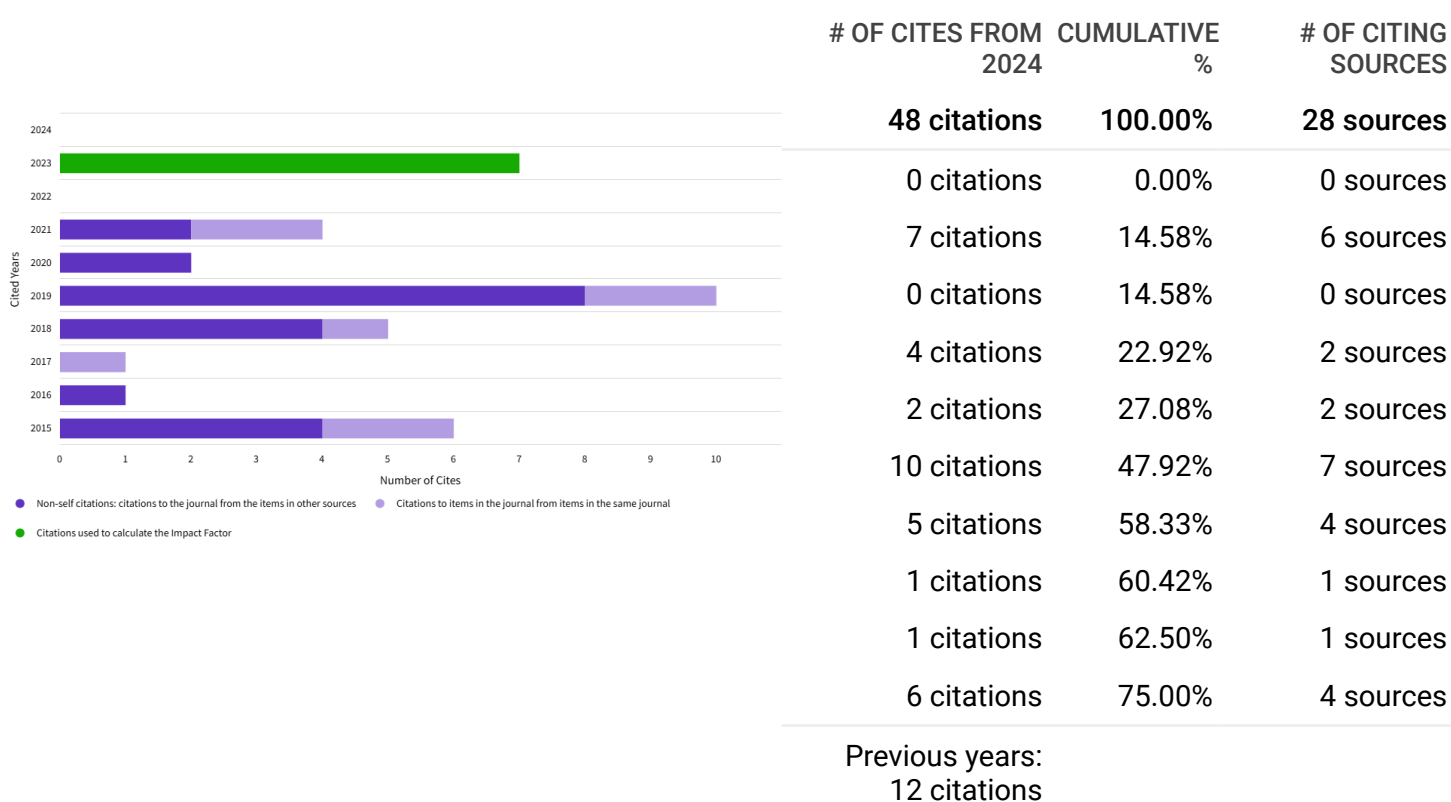
48

NON-SELF CITATIONS

37

SELF CITATIONS

11



## Citing titles in all years

### Materiales para la Historia del Deporte

	SOURCE NAME	COUNT
	All Others	3
1	Materiales para la Historia del Deporte	11
2	RETOS-NUEV TEND EDUC	5
3	International Journal of the History of Sport	3
4	Applied Sciences-Basel	2
5	FONSECA	2
6	Online Journal of Communication and Media Technologies	2
7	Sport TK-Revista Euroamericana de Ciencias del Deporte	2
8	AdComunica-Revista Cientifica de Estrategias Tendencias e Innovacion en Comunicacion	1
9	AEROSPACE C PROC	1
10	AIAA SCIT 2024 FORXB	1
11	E-Balonmano com	1
12	Healthcare	1
13	International Journal of Sports Marketing & Sponsorship	1
14	Journal of Entrepreneurship in Emerging Economies	1
15	Journal of Hospitality Leisure Sport & Tourism Education	1
16	Journal of Sport and Health Research	1
17	Managing Sport and Leisure	1
18	Market-Trziste	1
19	Memoria y Civilizacion-Anuario de Historia	1
20	PLoS One	1

Showing 1 - 20 rows of 25 total (use export in the relevant section to download the full table)

# Citing Half-life

## 14.3 years

The Citing Half-Life is the median age of items in other publications cited by this journal in the JCR year.

TOTAL NUMBER OF CITES

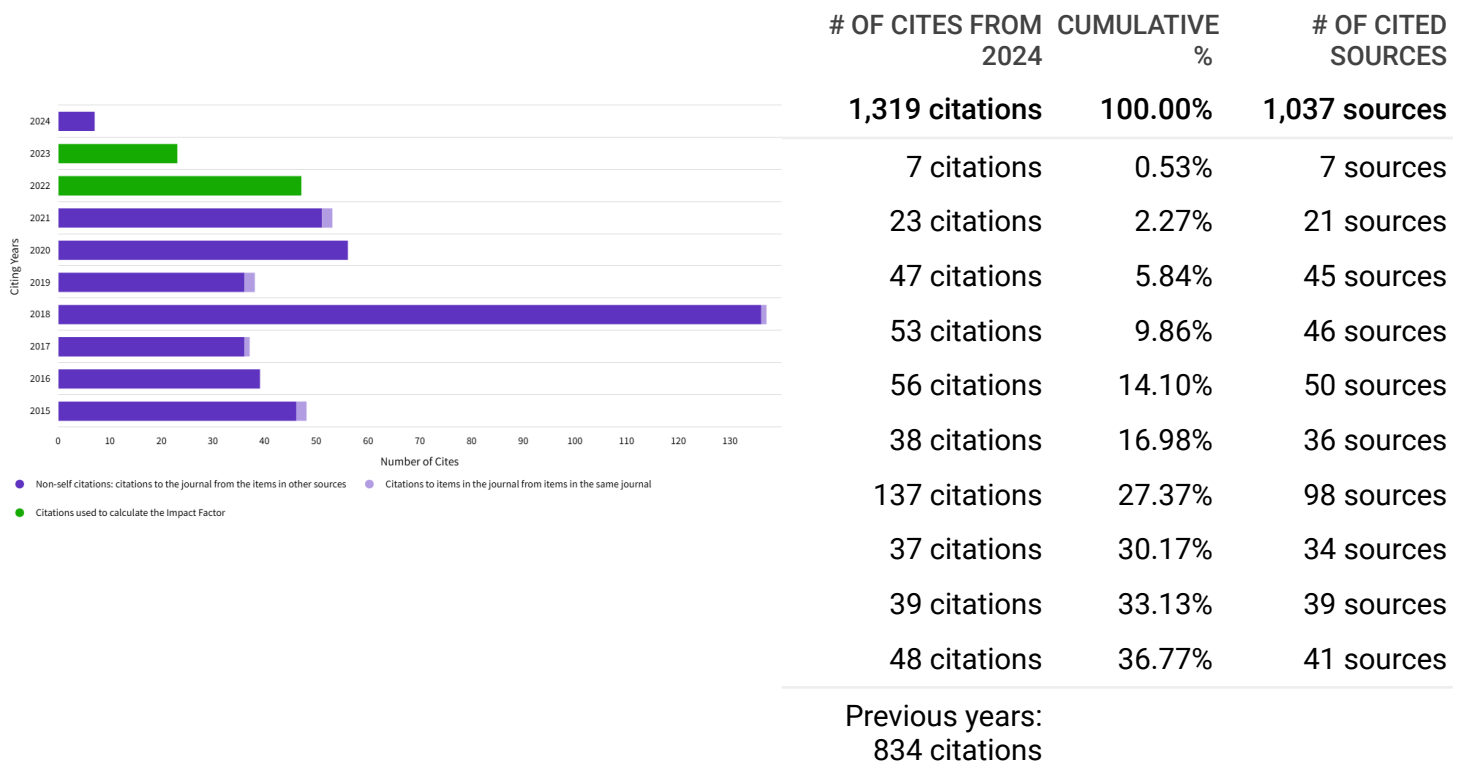
1,319

NON-SELF CITATIONS

1,308

SELF CITATIONS

11



## Cited titles in all years

### Materiales para la Historia del Deporte

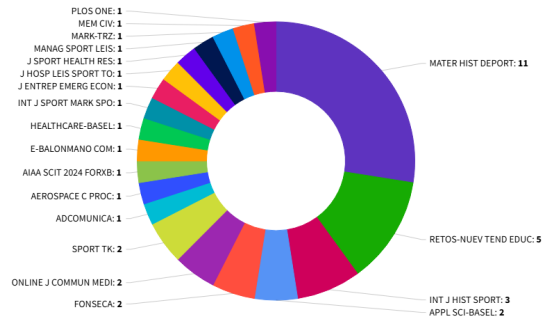
	SOURCE NAME	COUNT
	All Others	899
1	International Journal of the History of Sport	22
2	MUNDO DEPORTIVO	17
3	MONDE	12
4	Materiales para la Historia del Deporte	11
5	MARCA	10
6	JOURNAL OF SPORT & SOCIAL ISSUES	7
7	PAIS	7
8	Sport in Society	7
9	TAIBO	7
10	Agora para la Educacion Fisica y el Deporte	5
11	GUARDIAN	5
12	Historia Contemporanea	5
13	JOURNAL OF TEACHING IN PHYSICAL EDUCATION	5
14	QUEST	5
15	SOCCER DIPLOMACY INT	5
16	ATLETAS CIUDADANOS H	4
17	Autophagy	4
18	DIPLOMATIC GAMES SPO	4
19	EL PORVENIR	4
20	HIST MEM-ISRAEL	4

Showing 1 - 20 rows of 138 total (use export in the relevant section to download the full table)

# Journal Citation Relationships

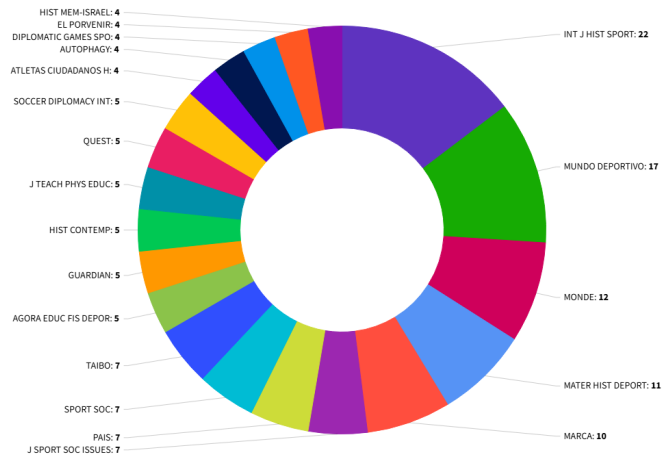
## Cited Data

Top 20 journals citing MATER HIST DEPORT by number of citations



# Citing Data

## Top 20 journals cited by MATER HIST DEPORT by number of citations



# Content metrics

## Source data

This tile shows the breakdown of document types published by the journal. Citable Items are Articles and Reviews. For the purposes of calculating JIF, a JCR year considers the publications of that journal in the two prior years. [Learn more](#)

### 26 total citable items

	ARTICLES	REVIEWS	COMBINED (C)	OTHER DOCUMENT TYPES (O)	PERCENTAGE
NUMBER IN JCR YEAR 2024 (A)	26	0	26	7	79%
NUMBER OF REFERENCES (B)	1,261	0	1,261	58	96%
RATIO (B/A)	48.5	N/A	48.5	8.3	

## Average JIF Percentile

The Average Journal Impact Factor Percentile takes the sum of the JIF Percentile rank for each category under consideration, then calculates the average of those values. [Learn more](#)

ALL CATEGORIES AVERAGE









**4.6**

HOSPITALITY, LEISURE, SPORT & TOURISM

**4.6**

## Contributions by Organizations









Organizations that have contributed the most papers to the journal in the most recent three-year period. [Learn more](#)

RANK	ORGANIZATION	COUNT	
1	UNIVERSIDAD POLITECNICA DE MADRID	8	
2	UNIVERSITES DE STRASBOURG ETABLISSEMENTS ASSOCIES	7	
3	UNIVERSITE GUSTAVE-EIFFEL	6	
4	UNIVERSITE DE REIMS CHAMPAGNE-ARDENNE	4	
5	COMPLUTENSE UNIVERSITY OF MADRID	3	
-	UNIVERSITAT RAMON LLULL	3	
-	UNIVERSITE MARIE ET LOUIS PASTEUR	3	
8	AUTONOMOUS UNIVERSITY OF BARCELONA	2	

Showing 1 - 8 rows of 61 total (use export in the relevant section to download the full table)

## Contributions by country/region

Countries or Regions that have contributed the most papers to the journal in the most recent three-year period. [Learn more](#)

RANK	COUNTRY/REGION	COUNT	
1	SPAIN	26	
2	FRANCE	19	
3	ARGENTINA	6	
4	BRAZIL	5	
5	ITALY	3	
6	CANADA	2	
-	GERMANY (FED REP GER)	2	
-	MEXICO	2	

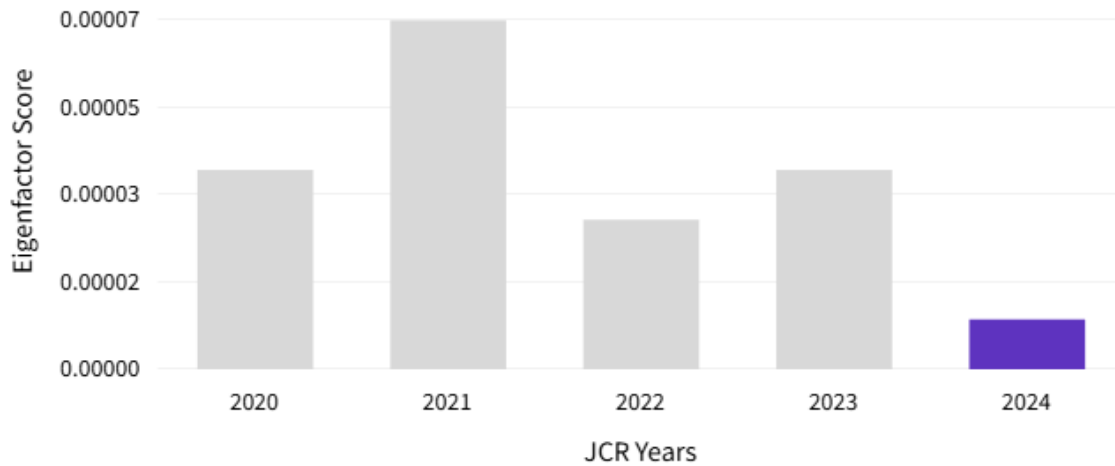
Showing 1 - 8 rows of 14 total (use export in the relevant section to download the full table)

# Additional metrics

## Eigenfactor score

**0.00001**

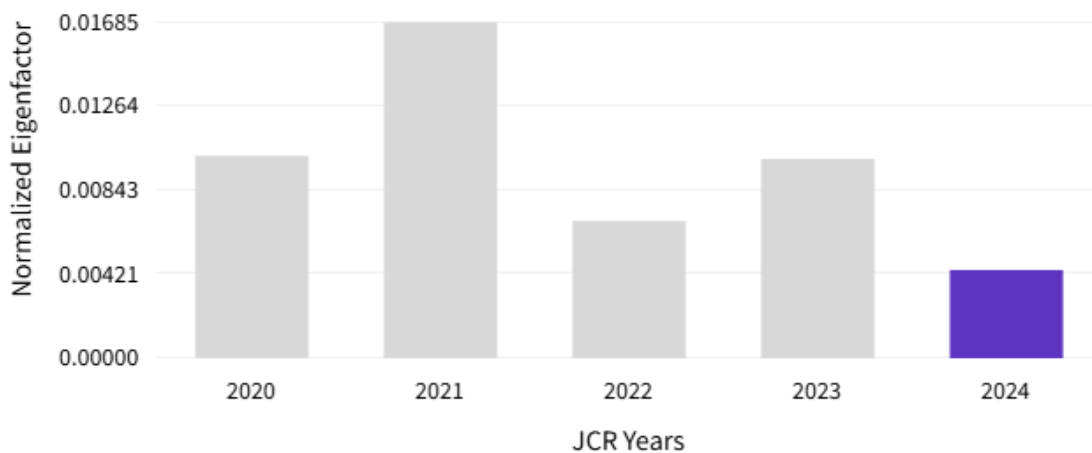
The Eigenfactor Score is a reflection of the density of the network of citations around the journal using 5 years of cited content as cited by the Current Year. It considers both the number of citations and the source of those citations, so that highly cited sources will influence the network more than less cited sources. The Eigenfactor calculation does not include journal self-citations. [Learn more](#)



## Normalized Eigenfactor

**0.00442**

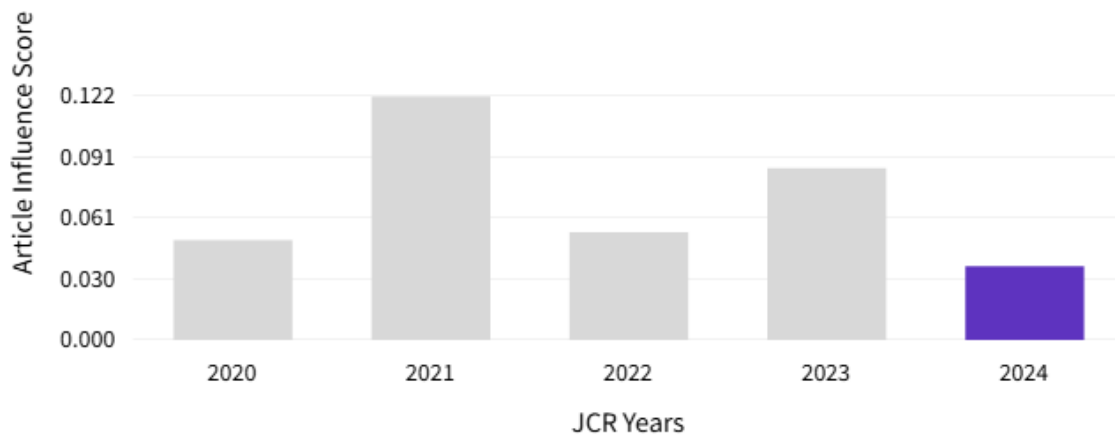
The Normalized Eigenfactor Score is the Eigenfactor score normalized, by rescaling the total number of journals in the JCR each year, so that the average journal has a score of 1. Journals can then be compared and influence measured by their score relative to 1. [Learn more](#)



## Article influence score

**0.037**

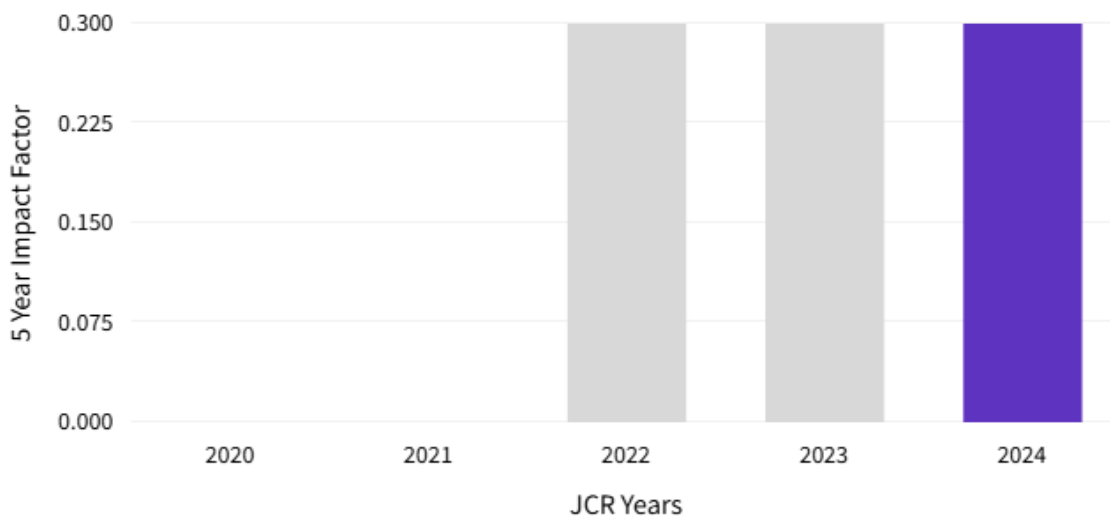
The Article Influence Score normalizes the Eigenfactor Score according to the cumulative size of the cited journal across the prior five years. The mean Article Influence Score for each article is 1.00. A score greater than 1.00 indicates that each article in the journal has above-average influence. [Learn more](#)



# 5 year Impact Factor

## 0.3

The 5-year Impact Factor is the average number of times articles from the journal published in the past five years have been cited in the JCR year. It is calculated by dividing the number of citations in the JCR year by the total number of articles published in the five previous years.



5 year Impact Factor calculation

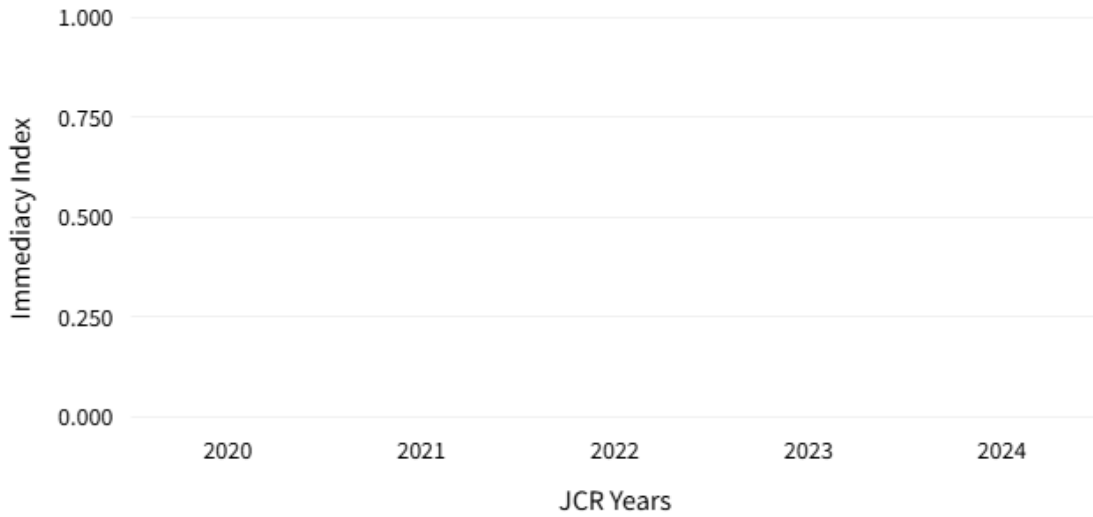
Citations in 2024 to items published in [2019-2023] (23)				
<hr/>	=	$\frac{23}{68}$	=	0.3
Number of citable items in [2019-2023] (68)				

# Immediacy Index

<0.1

The Immediacy Index is the count of citations in the current year to the journal that reference content in this same year. Journals that have a consistently high Immediacy Index attract citations rapidly.

[Learn more](#)



Immediacy Index calculation

$$\frac{\text{Cites in 2024 to items published in [2024]}}{\text{Number of citable items published in [2024]}} = \frac{0}{26} = <0.1$$